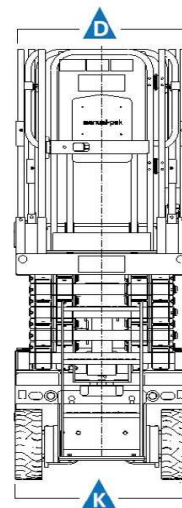
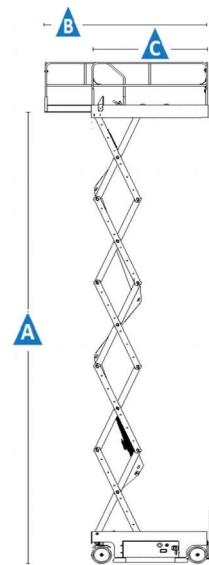
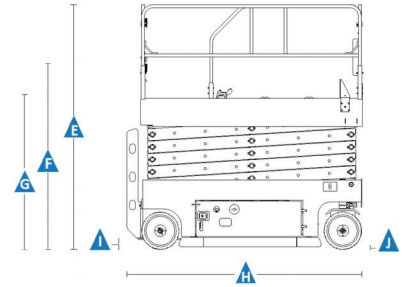


LINE// Specifications

			GN-4655
	Working height*		15,8 m
A	Platform height		13,8 m
	Platform dimension (length x width)		2,64 m x 1,3 m
C D	- platform retracted		2,64 m x 1,3 m
B D	- platform extended		3,54 m x 1,3 m
E	Height - stowed		2,6 m
F	Height – retracted rails		1,96 m
G	Height – transport position (minimum height)		1,96 m
H	Length - stowed		2,77 m
K	Width		1,39 m
I J	Ground clearance (center/with pothole guards deployed)		25 mm
Productivity			
	Max platform occupancy (indoor / outdoor)		2/1
	Lift capacity		227 kg
	Drive speed - stowed		3,2 km/h
	Drive speed - raised		0,8 km/h
	Gradeability**		25%
	Turning radius - inside		zero
	Turning radius - outside		2,64 m
	Raised / lower speed		80/60 sec
	Controls		proportional
	Tyres – solid non-marking		380x125mm
Power			
	Power source		24V DC – four 6V acid 300 Ah
	Hydraulic system capacity		42 L
Sound and Vibration levels			
	Sound pressure level - ground		<72 dBA
	Sound Pressure level - platform		<72 dBA
	Vibration		<2,5 m/s ²
Weight***			
			3460 kg
CE – Standard Compliance		EC Directives: 2006/42/EC – machinery EN280:2013); Directives 2004/108/EC (EMC); Directives 2006/95/EC (LVD)	



* the metric equivalent of working height adds 2m to platform height.

** gradeability applies on driving on slopes. See operator's manual for details regarding slope ratings

*** weight will vary depending on options and/or country standards

QLINE// Features

Standard Features

GN-4655

- 15,8 m – working height
- 227 kg – lift capacity

Productivity

- Electrostatic powder coating system
- Unical platform stability, construction is much more solid, platform extension smoothly operated
- Solid floor made of anti-slippery, riffled metal sheets
- Durable steel protection railings with openable gate
- Riffled-surface steps
- 1 working lights mounted at the end of platform extension deck (LED Spotlight)
- Handles for crane lifting
- Hydraulic Drive motors protection
- Hydraulic hoses protection
- Machine prepared for either side or back forklift loading
- Side protection pads on the chassis and components swing-out trays
- Stable and solid swing-out electric hydraulic components trays, key lockers.
- Onboard electronic system DELTA 5, USA, possible calibration without PC
- Platform control joystick with battery charge indicator
- Fully proportional joystick for left or right handed users
- Emergency stop at both platform and ground controls
- Battery charging access point on the side of the machine
- 230 V electric line platform with circuit breaker protection
- Manual platform lowering valve
- Electronic horn
- Tilt level sensor with audible alarm
- Hour meter
- Certified load sensor
- Flashing LED beacons

Power

- **GN-4655 (GTJZ1414)**
- 24 V DC – four 6V standard acid 300 Ah
- GPD smart charger

Drive

- 2WD, dual front wheel drive

Tyres

- Solid non-marking

Additional Options

- Airline to platform
- Biodegradable hydraulic oil
- Maintenance free gel batteries
- Working lights on the platform
- GPS with access device
- EX explosion proof by ATEX
- Individual painting colors selection on demand